

**MASTER PLUMBERS' & MECHANICAL SERVICES  
ASSOCIATION OF AUSTRALIA**

**ABN 56 296 473 997**

**FINANCIAL REPORT  
FOR THE YEAR ENDED 30 JUNE 2021**

**MASTER PLUMBERS' & MECHANICAL SERVICES ASSOCIATION OF AUSTRALIA**  
**ABN 56 296 473 997**

**TABLE OF CONTENTS**

	Page
Operating Report	3
Report Required under Subsection 255(2A)	5
Statement of Profit or Loss and Other Comprehensive Income	6
Statement of Financial Position	7
Statement of Changes in Equity	8
Statement of Cash Flows	9
Notes to the Financial Statements	10
Executive Board's Statement	39
Officer Declaration Statement	40
Independent Auditor's Report	41

**MASTER PLUMBERS' & MECHANICAL SERVICES ASSOCIATION OF AUSTRALIA**  
**ABN 56 296 473 997**

**OPERATING REPORT**

The Executive Board members submit the financial report of the Master Plumbers' & Mechanical Services Association of Australia and controlled entity for the financial year ended 30 June 2021.

**Members of Executive Board**

The names of executive board members throughout the year and at the date of this report are:

Scott Dowsett	(President)
Grant Donald	(Treasurer)
Norm Anderson	(Vice President)
Kevin Shinnars	(Vice President)
Rob Hansen	(Board Member)
Daniel Smolenaars	(Board Member)
Greg Tink	(Board Member)
Michael Tomlinson	(Board Member)
Ken Gardner	(Board Member, non-voting)
Peter Daly	(Secretary)

**Officers or Members – Trustee or Director of a Superannuation Entity**

No officer or member of the reporting unit holds a position as a trustee or director of a superannuation entity or exempt public sector superannuation scheme where the criterion for holding such position is that they are an officer or member of an organisation.

**Number of Members**

As at 30 June 2021, the Association had 1,000 members (2020: 932).

**Number of Employees**

As at 30 June 2021, the total number of employees of the Association was 194 (2020: 142).

**Principal Activities**

The principal activities of the Association during the financial year were to provide services, training and advice on industrial law to the membership and the Australian plumbing sector. The Association achieved results in the following areas:

- Delivered training to the Australian plumbing sector including Apprenticeship training and post qualification training
- Ongoing operation of a Group Training Scheme for plumbing apprentices
- High level Federal and State Government lobbying on plumbing related issues.

No significant change in the nature of these activities occurred during the year.

**Significant Changes in Financial Affairs**

No significant changes in the Association's financial affairs occurred during the financial year.

**Operating Result**

The operating profit for the consolidated entity and parent entity for financial year after providing for income tax amounted to \$409,507 and \$407,134 respectively.

**Events Subsequent to the End of the Reporting Period**

No other matters or circumstances have arisen since the end of the financial year which may significantly affect the operations of the Association, the results of those operations, or the statement of affairs of the Association in subsequent years.

**MASTER PLUMBERS' & MECHANICAL SERVICES ASSOCIATION OF AUSTRALIA**  
**ABN 56 296 473 997**


**OPERATING REPORT**

**COVID-19**

As a result of the evolving nature of the COVID-19 outbreak and the rapidly evolving government policies of restrictive measures put in place to contain it, as at the date of these financial statements, the association is not in a position to reasonably estimate the financial effects of the COVID-19 outbreak on the future financial performance and financial position of the association. Other than the current disclosures, there has not been any other matter or circumstance occurring subsequent to the end of the financial year that has significantly affected, or may significantly affect, the operations of the association, the results of those operations, or the state of affairs of the association in subsequent financial periods.

**Manner of Resignation**

- (1) A member of the Association or an affiliate member may resign from membership by written notice addressed and delivered to the Secretary or Executive Director.
- (2) A notice of resignation from membership of the Association takes effect;
  - (a) where the member ceases to be eligible to become a member of the Association;
    - (i) on the day on which the notice is received by the Association; or
    - (ii) on the day specified in the notice, which is a day not earlier than the day when the member ceases to be eligible to become a member;
  - whichever is later; or
  - (b) in any other case:
    - (i) at the end of 14 days after the notice is received by the Association; or
    - (ii) on the day specified in the notice;
- (3) Any dues payable but not paid by a former member of the Association, in relation to a period before the member's resignation from the Association took effect, may be sued for and recovered in the name of the Association, in a court of competent jurisdiction, as a debt due to the Association.
- (4) A notice delivered to the person mentioned in subsection (1) shall be taken to have been received by the Association when it was delivered.
- (5) A notice of resignation that has been received by the Association is not in-valid because it was not addressed and delivered in accordance with subsection (1).
- (6) A resignation from membership of the Association is valid even if it is not effected in accordance with this section if the member is informed in writing by or on behalf of the Association that the resignation has been accepted.

DocuSigned by:  
  
B79BE507501D445...

Scott Dowsett  
President

Dated in Melbourne on this 4<sup>th</sup> day of October 2021.


**MASTER PLUMBERS' & MECHANICAL SERVICES ASSOCIATION OF AUSTRALIA**  
**ABN 56 296 473 997**

**REPORT REQUIRED UNDER SUBSECTION 255 (2A)**  
**FOR THE YEAR ENDED 30 JUNE 2021**

The Executive Board members presents the expenditure report as required under subsection 255(2A) on the Reporting Unit for the year ended 30 June 2021.

Descriptive form:

<b>Categories of expenditures</b>	<b>2021 \$</b>	<b>2020 \$</b>
Remuneration and other employment-related costs and expenses - employees	10,758,677	10,103,242
Advertising	119,372	60,926
Operating costs	4,197,742	2,586,361
Donations to political parties	-	-
Legal costs	35,790	734

DocuSigned by:  
  
B79BE507501D445...

Scott Dowsett  
President

Dated in Melbourne on this 4<sup>th</sup> day of October 2021.

**MASTER PLUMBERS' & MECHANICAL SERVICES ASSOCIATION OF AUSTRALIA**  
**ABN 56 296 473 997**

**STATEMENT OF PROFIT OR LOSS AND OTHER COMPREHENSIVE INCOME**  
**FOR THE YEAR ENDED 30 JUNE 2021**

	Notes	Group		Parent	
		2021 \$	2020 \$	2021 \$	2020 \$
Revenue	2	15,804,248	14,308,232	15,518,715	13,385,419
Employee related expenses		(11,022,360)	(10,592,188)	(10,758,677)	(9,776,227)
Marketing and advertising expenses		(121,369)	(61,097)	(121,369)	(61,097)
Occupancy expenses		(140,244)	(130,735)	(140,244)	(130,735)
Members services expenses		(171,565)	(127,268)	(171,565)	(127,268)
Professional services fees		(326,456)	(567,947)	(326,456)	(567,947)
Insurance expenses		(138,956)	(130,120)	(138,956)	(130,120)
Computer expenses		(110,001)	(79,761)	(110,001)	(79,761)
Motor vehicle expenses		(30,602)	(29,396)	(30,602)	(29,396)
Printing, postage and stationery expenses		(194,841)	(206,337)	(194,841)	(206,337)
Legal expenses		(35,790)	(734)	(35,790)	(734)
Subscriptions to industrial bodies		(68,530)	(65,642)	(68,530)	(65,642)
Other expenses		(3,032,765)	(1,632,232)	(3,014,550)	(1,575,999)
<b>Total expenses</b>		<b>(15,393,479)</b>	<b>(13,623,457)</b>	<b>(15,111,581)</b>	<b>(12,751,263)</b>
<b>Profit before income tax</b>	3	<b>410,769</b>	<b>684,775</b>	<b>407,134</b>	<b>634,156</b>
Income tax expense	1(c)	(1,262)	(205)	-	-
<b>Profit from operations</b>		<b>409,507</b>	<b>684,570</b>	<b>407,134</b>	<b>634,156</b>
<b>Other comprehensive income</b>					
Gain/(loss) on financial assets		37,987	(262,681)	37,987	(262,681)
<b>Total comprehensive income for the year</b>		<b>447,494</b>	<b>421,889</b>	<b>445,121</b>	<b>371,475</b>

The accompanying notes form part of these financial statements.

**MASTER PLUMBERS' & MECHANICAL SERVICES ASSOCIATION OF AUSTRALIA**  
**ABN 56 296 473 997**

**STATEMENT OF FINANCIAL POSITION**  
**AS AT 30 JUNE 2021**

	Notes	Group		Parent	
		2021 \$	2020 \$	2021 \$	2020 \$
<b>CURRENT ASSETS</b>					
Cash and cash equivalents	6	2,890,234	2,034,010	2,800,807	1,906,650
Trade and other receivables	7	2,790,313	1,750,906	2,812,349	1,796,210
Other assets	8	183,220	27,513	183,220	27,513
Financial assets	12	528,125	227,536	528,125	227,536
<b>TOTAL CURRENT ASSETS</b>		<b>6,391,892</b>	<b>4,039,965</b>	<b>6,324,501</b>	<b>3,957,909</b>
<b>NON-CURRENT ASSETS</b>					
Financial assets	12	4,521,651	4,527,859	4,521,651	4,527,859
Property, plant and equipment	9	2,801,847	2,736,337	2,801,847	2,736,337
Right-of-use assets	10	49,100	-	49,100	-
Investments	11	9,400,763	9,544,155	9,400,823	9,544,215
Intangibles	13	23,350	44,150	23,350	44,150
<b>TOTAL NON-CURRENT ASSETS</b>		<b>16,796,711</b>	<b>16,852,501</b>	<b>16,796,771</b>	<b>16,852,561</b>
<b>TOTAL ASSETS</b>		<b>23,188,603</b>	<b>20,892,466</b>	<b>23,121,272</b>	<b>20,810,470</b>
<b>CURRENT LIABILITIES</b>					
Trade and other payables	14	3,145,169	1,590,089	3,131,619	1,565,572
Lease liabilities	15	11,189	-	11,189	-
Provisions	16	802,398	576,999	801,699	570,229
<b>TOTAL CURRENT LIABILITIES</b>		<b>3,958,756</b>	<b>2,167,088</b>	<b>3,944,507</b>	<b>2,135,801</b>
<b>NON-CURRENT LIABILITIES</b>					
Lease liabilities		39,049	-	39,049	-
Provisions	16	66,019	48,093	66,019	48,093
<b>TOTAL NON-CURRENT LIABILITIES</b>		<b>105,068</b>	<b>48,093</b>	<b>105,068</b>	<b>48,093</b>
<b>TOTAL LIABILITIES</b>		<b>4,063,824</b>	<b>2,215,181</b>	<b>4,049,575</b>	<b>2,183,894</b>
<b>NET ASSETS</b>		<b>19,124,779</b>	<b>18,677,285</b>	<b>19,071,697</b>	<b>18,626,576</b>
<b>EQUITY</b>					
Retained earnings		19,033,923	18,624,416	18,980,841	18,573,707
Reserves	17	90,856	52,869	90,856	52,869
<b>TOTAL EQUITY</b>		<b>19,124,779</b>	<b>18,677,285</b>	<b>19,071,697</b>	<b>18,626,576</b>

The accompanying notes form part of these financial statements.

**MASTER PLUMBERS' & MECHANICAL SERVICES ASSOCIATION OF AUSTRALIA**  
**ABN 56 296 473 997**

**STATEMENT OF CHANGES IN EQUITY**  
**FOR THE YEAR ENDED 30 JUNE 2021**

	<b>Retained Earnings \$</b>	<b>Reserves \$</b>	<b>Total \$</b>
<b>Group</b>			
Balance at 1 July 2019	17,939,846	315,550	18,255,396
Profit for the year	684,570	-	684,570
Other comprehensive income	-	(262,681)	(262,681)
Balance at 30 June 2020	18,624,416	52,869	18,677,285
Profit for the year	409,507	-	409,507
Other comprehensive income	-	37,987	37,987
<b>Balance at 30 June 2021</b>	<b>19,033,923</b>	<b>90,856</b>	<b>19,124,779</b>
<b>Parent</b>			
Balance at 1 July 2019	17,939,551	315,550	18,255,101
Profit for the year	634,156	-	634,156
Other comprehensive income	-	(262,681)	(262,681)
Balance at 30 June 2020	18,573,707	52,869	18,626,576
Profit for the year	407,134	-	407,134
Other comprehensive income	-	37,987	37,987
<b>Balance at 30 June 2021</b>	<b>18,980,841</b>	<b>90,856</b>	<b>19,071,697</b>

The accompanying notes form part of these financial statements.



**MASTER PLUMBERS' & MECHANICAL SERVICES ASSOCIATION OF AUSTRALIA**  
**ABN 56 296 473 997**

**STATEMENT OF CASH FLOWS**  
**FOR THE YEAR ENDED 30 JUNE 2021**

	Notes	Group		Parent	
		2021 \$	2020	2021 \$	2020 \$
<b>CASH FLOW FROM OPERATING ACTIVITIES</b>					
Receipts from members and customers		16,441,340	15,188,101	15,970,121	14,107,514
Interest received		21,064	136,960	21,064	136,960
Payments to suppliers and employees		(15,087,706)	(14,448,330)	(14,760,617)	(13,447,307)
Interest payments and other finance costs		(2,134)		(2,134)	-
Lease payments for leases of low-value assets		(1,580)	(11,856)	(1,580)	(11,856)
Income taxes paid		(1,663)	(205)	-	-
Receipts from controlled entity	18(b)	-	-	180,400	-
Payments to controlled entity	18(b)	-	-	-	-
Net cash (used in)/provided by operating activities	18(a)	1,369,321	864,670	1,407,254	785,311
<b>CASH FLOW FROM INVESTING ACTIVITIES</b>					
Purchase of property, plant and equipment		(248,021)	(138,143)	(248,021)	(138,143)
Proceeds/(payment) from sale of property, plant and equipment		-	-	-	-
Purchase of investment property		-	(396,698)	-	(396,698)
Purchase of Intangible asset		-	(20,800)	-	(20,800)
Proceeds from/(purchase of) financial assets		(256,394)	(334,134)	(256,394)	(334,134)
Net cash used in investing activities		(504,415)	(889,775)	(504,415)	(889,775)
<b>CASH FLOW FROM FINANCING ACTIVITIES</b>					
Repayment of lease liabilities		(8,682)	-	(8,682)	-
Net cash used in financing activities		(8,682)	-	(8,682)	-
<b>Net (decrease)/increase in cash held</b>		<b>856,224</b>	<b>(25,105)</b>	<b>894,157</b>	<b>(104,464)</b>
Cash at beginning of financial year		2,034,010	2,059,115	1,906,650	2,011,114
<b>Cash at end of financial year</b>	6	<b>2,890,234</b>	<b>2,034,010</b>	<b>2,800,807</b>	<b>1,906,650</b>

The accompanying notes form part of these financial statements.

**MASTER PLUMBERS' & MECHANICAL SERVICES ASSOCIATION OF AUSTRALIA**  
**ABN 56 296 473 997**

**NOTES TO THE FINANCIAL STATEMENTS**  
**FOR THE YEAR ENDED 30 JUNE 2021**

**NOTE 1: STATEMENT OF SIGNIFICANT ACCOUNTING POLICIES**

The financial statement includes the consolidated financial statements and notes of Master Plumbers' & Mechanical Services Association of Australia (MPMSAA) and Controlled Entity (the "consolidated group or "group"), and the separate financial statements and notes of MPMSAA as an individual parent entity ("parent entity" or "parent"). MPMSAA is an Association registered under the Fair Work (Registered Organisations) Act 2009 ('RO Act'). The Association is not divided into branches and accordingly, the reporting unit is the whole of the organisation

**Basis of Preparation**

The financial statements are general purpose financial statements and have been prepared in accordance with Australian Accounting Standards and Interpretations issued by the Australian Accounting Standards Board (AASB) that apply for the reporting period and the Fair Work (Registered Organisation) Act 2009. For the purpose of preparing the general purpose financial statements, MPMSAA is a not-for-profit entity.

The financial statements have been prepared on an accrual basis and in accordance with the historical cost, except for certain assets and liabilities measured at fair value, as explained in the accounting policies below. Historical cost is generally based on the fair values of the consideration given in exchange for assets. Except where stated, no allowance is made for the effect of changing prices on the results or the financial position. The financial statements are presented in Australian dollars.

**Accounting Policies**

**(a) Principles of Consolidation**

The consolidated financial statements incorporate all of the assets, liabilities and results of the parent entity ("the parent"), MPMSAA, and its subsidiaries. Subsidiaries are entities the parent controls. The parent controls an entity when it is exposed to, or has rights to, variable returns from its involvement with the entity and has the ability to affect those returns through its power over the entity. Details of the subsidiary are provided in Note 19.

The assets, liabilities and results of all subsidiaries are fully consolidated into the financial statements of the Group. The consolidation of a subsidiary is discontinued from the date that control ceases. Intercompany transactions, balances and unrealised gains or losses on transactions between group entities are fully eliminated on consolidation. Accounting policies of subsidiaries have been changed and adjustments made where necessary to ensure uniformity of the accounting policies adopted by the Group.

**(b) Business Combinations**

Business combinations occur where an acquirer obtains control over one or more businesses.

A business combination is accounted for by applying the acquisition method, unless it is a combination involving entities or businesses under common control. The business combination will be accounted for from the date that control is attained, whereby the fair value of the identifiable assets acquired and liabilities (including contingent liabilities) assumed is recognised (subject to certain limited exemptions).

When measuring the consideration transferred in the business combination, any asset or liability resulting from a contingent consideration arrangement is also included. Subsequent to initial recognition, contingent consideration classified as equity is not remeasured and its subsequent settlement is accounted for within equity. Contingent consideration classified as an asset or liability is remeasured in each reporting period to fair value, recognising any change to fair value in profit or loss, unless the change in value can be identified as existing at acquisition date.

All transaction costs incurred in relation to business combinations, other than those associated with the issue of a financial instrument, are recognised as expenses in profit or loss when incurred.

The acquisition of a business may result in the recognition of goodwill or a gain from a bargain purchase.

**(c) Income Tax**

MPMSAA is exempt from income tax in accordance with Section 50-15 of the Income Tax Assessment Act 1997.

**MASTER PLUMBERS' & MECHANICAL SERVICES ASSOCIATION OF AUSTRALIA**  
**ABN 56 296 473 997**

**NOTES TO THE FINANCIAL STATEMENTS**  
**FOR THE YEAR ENDED 30 JUNE 2021**

**NOTE 1: STATEMENT OF SIGNIFICANT ACCOUNTING POLICIES (CONT'D)**

**(d) Property, Plant and Equipment**

Each class of property, plant and equipment is carried at cost or fair value less, where applicable, any accumulated depreciation and impairment losses.

**Property**

Freehold land and buildings are shown at their fair value (being the amount for which an asset could be exchanged between knowledgeable willing parties in an arm's length transaction), based on periodic, but at least triennial, valuations by external independent valuers.

In the periods when the freehold land and buildings are not subject to an independent valuation, the directors conduct directors' valuation to ensure the land and buildings' carrying amount is not materially different to the fair value.

Increases in the carrying amount arising on revaluation of land and buildings are credited to a revaluation reserve in equity. Decreases that offset previous increases of the same asset are charged against fair value reserves directly in equity; all other decreases are charged to the statement of profit or loss and other comprehensive income.

Any accumulated depreciation at the date of revaluation is eliminated against the gross carrying amount of the asset and the net amount is restated to the revalued amount of the asset.

**Plant and equipment**

Plant and equipment are measured on the cost basis less depreciation and impairment losses.

The carrying amount of plant and equipment is reviewed annually by the Board to ensure it is not in excess of the recoverable amount from those assets. The recoverable amount is assessed on the basis of the expected net cash flows which will be received from the assets employment and subsequent disposal. The expected net cash flows have been discounted to present values in determining recoverable amounts.

**Depreciation**

The depreciable amount of all fixed assets including buildings and capitalised leased assets, but excluding freehold land, are depreciated on a straight line or reducing balance basis over their useful lives to the Association commencing from the time the asset is held ready for use.

The depreciation rates used for each class of depreciable assets are:

<b>Class of fixed asset</b>	<b>Depreciation rates</b>	<b>Method</b>
Buildings	2 %	Prime Cost
Furniture and Fittings	7.5 – 20 %	Reducing Balance
Office Equipment	5 – 66.67 %	Reducing Balance
Motor Vehicles	25 %	Reducing Balance

The assets' residual values and useful lives are reviewed, and adjusted if appropriate, at each reporting date.

An asset's carrying amount is written down immediately to its recoverable amount if the asset's carrying amount is greater than its estimated recoverable amount.

Gains and losses on disposals are determined by comparing proceeds with the carrying amount. These gains or losses are included in the statement of profit or loss and other comprehensive income. When revalued assets are sold, amounts included in the revaluation reserve relating to that asset are transferred to retained earnings.

**(e) Investment Property**

Investment properties, comprising freehold complexes, are held to generate rental yields. All tenant leases are on an arm's length basis. Investment property is carried at cost less accumulated depreciation and impairment losses.

**NOTES TO THE FINANCIAL STATEMENTS**  
**FOR THE YEAR ENDED 30 JUNE 2021**

**NOTE 1: STATEMENT OF SIGNIFICANT ACCOUNTING POLICIES (CONT'D)**

**(f) Leases**

***Association as a lessee***

The association applies a single recognition and measurement approach for all leases, except for short-term leases and leases of low-value assets. The association recognises lease liabilities to make lease payments and right-of-use assets representing the right to use the underlying assets.

***Right-of-use assets***

The association recognises right-of-use assets at the commencement date of the lease (i.e., the date the underlying asset is available for use). Right-of-use assets are measured at cost, less any accumulated depreciation and impairment losses, and adjusted for any remeasurement of lease liabilities. The cost of right-of-use assets includes the amount of lease liabilities recognised, initial direct costs incurred, and lease payments made at or before the commencement date less any lease incentives received. Right-of-use assets are depreciated on a straight-line basis over the shorter of the lease term and the estimated useful lives of the assets.

If ownership of the leased asset transfers to the association at the end of the lease term or the cost reflects the exercise of a purchase option, depreciation is calculated using the estimated useful life of the asset. The right-of-use assets are also subject to impairment.

***Lease liabilities***

At the commencement date of the lease, the association recognises lease liabilities measured at the present value of lease payments to be made over the lease term. The lease payments include fixed payments (including in-substance fixed payments) less any lease incentives receivable, variable lease payments that depend on an index or a rate, and amounts expected to be paid under residual value guarantees. The lease payments also include the exercise price of a purchase option reasonably certain to be exercised by the association and payments of penalties for terminating the lease, if the lease term reflects the association exercising the option to terminate. Variable lease payments that do not depend on an index or a rate are recognised as expenses (unless they are incurred to produce inventories) in the period in which the event or condition that triggers the payment occurs.

In calculating the present value of lease payments, the association uses the implicit the interest rate or incremental borrowing rate if the implicit lease rate is not readily determinable. After the commencement date, the amount of lease liabilities is increased to reflect the accretion of interest and reduced for the lease payments made. In addition, the carrying amount of lease liabilities is remeasured if there is a modification, a change in the lease term, a change in the lease payments (e.g., changes to future payments resulting from a change in an index or rate used to determine such lease payments) or a change in the assessment of an option to purchase the underlying asset.

***Short-term leases and leases of low-value assets***

The association short-term leases are those that have a lease term of 12 months or less from the commencement. It also applies the lease of low-value assets recognition exemption to leases of all leases that are below \$10,000. Lease payments on short-term leases and leases of low-value assets are recognised as expense on a straight-line basis over the lease term.

**NOTES TO THE FINANCIAL STATEMENTS**  
**FOR THE YEAR ENDED 30 JUNE 2021**

**NOTE 1: STATEMENT OF SIGNIFICANT ACCOUNTING POLICIES (CONT'D)**

**(g) Financial Instruments**

**Initial recognition and measurement**

Financial assets and financial liabilities are recognised when the entity becomes a party to the contractual provisions to the instrument. For financial assets, this is the date that the entity commits itself to either the purchase or sale of the asset (ie trade date accounting is adopted).

Financial instruments (except for trade receivables) are initially measured at fair value plus transaction costs.

Trade receivables are initially measured at the transaction price if the trade receivables do not contain significant financing component or if the practical expedient was applied as specified in AASB 15.63.

**Classification and subsequent measurement**

*Financial liabilities*

Financial liabilities are subsequently measured at amortised cost using the effective interest method.

The effective interest method is a method of calculating the amortised cost of a debt instrument and of allocating interest expense in profit or loss over the relevant period.

The effective interest rate is the internal rate of return of the financial asset or liability. That is, it is the rate that exactly discounts the estimated future cash flows through the expected life of the instrument to the net carrying amount at initial recognition.

A financial liability cannot be reclassified.

*Financial assets*

Financial assets are subsequently measured at:

- amortised cost; or
- fair value through other comprehensive income; or
- fair value through profit and loss

on the basis of the two primary criteria, being:

- the contractual cash flow characteristics of the financial asset; and
- the business model for managing the financial assets.

A financial asset is subsequently measured at amortised cost when it meets the following conditions:

- the financial asset is managed solely to collect contractual cash flows; and
- the contractual terms within the financial asset give rise to cash flows that are solely payments of principal and interest on the principal amount outstanding on specified dates.

A financial asset is subsequently measured at fair value through other comprehensive income when it meets the following conditions:

- the contractual terms within the financial asset give rise to cash flows that are solely payments of principal and interest on the principal amount outstanding on specified dates; and
- the business model for managing the financial asset comprises both contractual cash flows collection and the selling of the financial asset.

By default, all other financial assets that do not meet the conditions of amortised cost and the fair value through other comprehensive income's measurement condition are subsequently measured at fair value through profit and loss.

The initial designation of the financial instruments to measure at fair value through profit and loss is a one-time option on initial classification and is irrevocable until the financial asset is derecognised.

**NOTES TO THE FINANCIAL STATEMENTS**  
**FOR THE YEAR ENDED 30 JUNE 2021**

**NOTE 1: STATEMENT OF SIGNIFICANT ACCOUNTING POLICIES (CONT'D)**

**(g) Financial Instruments (cont'd)**

*Equity instruments*

At initial recognition, as long as the equity instrument is not held for trading or is not a contingent consideration recognised by an acquirer in a business combination to which AASB 3 applies, the entity made an irrevocable election to measure the equity instruments in other comprehensive income, while the dividend revenue received on underlying equity instruments investment will still be recognised in profit and loss.

Regular way purchases and sales of financial assets are recognised and derecognised at settlement date in accordance with the entity's accounting policy.

**Derecognition**

Derecognition refers to the removal of a previously recognised financial asset or financial liability from the statement of financial position.

*Derecognition of financial liabilities*

A liability is derecognised when it is extinguished (ie when the obligation in the contract is discharged, cancelled or expires). An exchange of an existing financial liability for a new one with substantially modified terms, or a substantial modification to the terms of a financial liability, is treated as an extinguishment of the existing liability and recognition of a new financial liability.

The difference between the carrying amount of the financial liability derecognised and the consideration paid and payable, including any non-cash assets transferred or liabilities assumed, is recognised in profit or loss.

*Derecognition of financial assets*

A financial asset is derecognised when the holder's contractual rights to its cash flows expires, or the asset is transferred in such a way that all the risks and rewards of ownership are substantially transferred.

All of the following criteria need to be satisfied for derecognition of a financial asset:

- the right to receive cash flows from the asset has expired or been transferred;
- all risk and rewards of ownership of the asset have been substantially transferred; and
- the entity no longer controls the asset (ie it has no practical ability to make unilateral decisions to sell the asset to a third party).

On derecognition of a financial asset measured at amortised cost, the difference between the asset's carrying amount and the sum of the consideration received and receivable is recognised in profit or loss.

On derecognition of a debt instrument classified as fair value through other comprehensive income, the cumulative gain or loss previously accumulated in the investment revaluation reserve is reclassified to profit or loss.

On derecognition of an investment in equity which was elected to be classified under fair value through other comprehensive income, the cumulative gain or loss previously accumulated in the investments revaluation reserve is not reclassified to profit or loss, but is transferred to retained earnings.

NOTES TO THE FINANCIAL STATEMENTS  
FOR THE YEAR ENDED 30 JUNE 2021

NOTE 1: STATEMENT OF SIGNIFICANT ACCOUNTING POLICIES (CONT'D)

**(g) Financial Instruments (cont'd)**

**Impairment**

The entity recognises a loss allowance for expected credit losses on:

- financial assets that are measured at amortised cost or fair value through other comprehensive income;
- lease receivables;
- contract assets (eg amount due from customers under construction contracts);
- loan commitments that are not measured at fair value through profit or loss; and
- financial guarantee contracts that are not measured at fair value through profit or loss.

Loss allowance is not recognised for:

- equity instruments measured at fair value through other comprehensive income.

Expected credit losses are the probability-weighted estimate of credit losses over the expected life of a financial instrument. A credit loss is the difference between all contractual cash flows that are due and all cash flows expected to be received, all discounted at the original effective interest rate of the financial instrument.

The entity used the following approaches to impairment, as applicable under AASB 9:

- the simplified approach; and
- low credit risk operational simplification.

*Simplified approach*

The simplified approach does not require tracking of changes in credit risk in every reporting period, but instead requires the recognition of lifetime expected credit loss at all times.

In measuring the expected credit loss, a provision matrix for trade receivables was used taking into consideration various data to get to an expected credit loss (ie diversity of its customer base, appropriate groupings of its historical loss experience, etc).

*Low credit risk operational simplification approach*

If a financial asset is determined to have low credit risk at the initial reporting date, the entity assumed that the credit risk has not increased significantly since initial recognition and accordingly can continue to recognise a loss allowance of 12-month expected credit loss.

In order to make such determination that the financial asset has low credit risk, the entity applied its internal credit risk ratings or other methodologies using a globally comparable definition of low credit risk.

A financial asset is considered to have low credit risk if:

- there is a low risk of default by the borrower;
- the borrower has strong capacity to meet its contractual cash flow obligations in the near term; and
- adverse changes in economic and business conditions in the longer term, may, but not necessarily, reduce the ability of the borrower to fulfil its contractual cash flow obligations.

A financial asset is not considered to carry low credit risk merely due to existence of collateral, or because a borrower has a lower risk of default than the risk inherent in the financial assets, or relative to the credit risk of the jurisdiction in which it operates.

**Recognition of expected credit losses in financial statements**

At each reporting date, the entity recognised the movement in the loss allowance as an impairment gain or loss in the statement of profit or loss and other comprehensive income.

The carrying amount of financial assets measured at amortised cost includes the loss allowance relating to that asset.

Assets measured at fair value through other comprehensive income are recognised at fair value with changes in fair value recognised in other comprehensive income. An amount in relation to change in credit risk is transferred from other comprehensive income to profit or loss at every reporting period.

**NOTES TO THE FINANCIAL STATEMENTS**  
**FOR THE YEAR ENDED 30 JUNE 2021**

**NOTE 1: STATEMENT OF SIGNIFICANT ACCOUNTING POLICIES (CONT'D)**

**(h) Impairment of Assets**

At each reporting date, the Association reviews the carrying values of its tangible and intangible assets to determine whether there is any indication that those assets have been impaired. If such an indication exists, the recoverable amount of the asset, being the higher of the asset's fair value less costs to sell and value in use, is compared to the asset's carrying value. Any excess of the asset's carrying value over its recoverable amount is expensed to the statement of profit or loss and other comprehensive income.

Where the future economic benefit of an asset is not primarily dependent on the asset's ability to generate future cash flows, and the asset would be replaced if the Association were deprived of the asset, its value in use is taken to be its depreciated replacement cost.

**(i) Employee Benefits**

**Short-term employee benefits**

Provision is made for the company's obligation for short-term employee benefits. Short-term employee benefits are benefits (other than termination benefits) that are expected to be settled wholly within 12 months after the end of the annual reporting period in which the employees render the related service, including wages, salaries and sick leave. Short-term employee benefits are measured at the (undiscounted) amounts expected to be paid when the obligation is settled.

The company's obligations for short-term employee benefits such as wages, salaries and sick leave are recognised as a part of current trade and other payables in the statement of financial position.

**Long-term employee benefits**

The company classifies employees' long service leave and annual leave entitlements as other long-term employee benefits as they are not expected to be settled wholly within 12 months after the end of the annual reporting period in which the employees render the related service. Provision is made for the company's obligation for other long-term employee benefits, which are measured at the present value of the expected future payments to be made to employees. Expected future payments incorporate anticipated future wage and salary levels, durations of service and employee departures, and are discounted at rates determined by reference to market yields at the end of the reporting period on government bonds that have maturity dates that approximate the terms of the obligations. Upon the remeasurement of obligations for other long-term employee benefits, the net change in the obligation is recognised in profit or loss classified under employee benefits expense.

The company's obligations for long-term employee benefits are presented as non-current liabilities in its statement of financial position, except where the company does not have an unconditional right to defer settlement for at least 12 months after the end of the reporting period, in which case the obligations are presented as current liabilities.

**(j) Provisions**

Provisions are recognised when the Association has a legal or constructive obligation, as a result of past events, for which it is probable that an outflow of economic benefits will result and that outflow can be reliably measured. Provisions recognised represent the best estimate of the amounts required to settle the obligation at the end of the reporting period.

**(k) Cash and Cash Equivalents**

Cash and cash equivalents include cash on hand, deposits held at call with banks, other short-term highly liquid investments with original maturities of three months or less, and bank overdrafts. Bank overdrafts are shown within short-term borrowings in current liabilities on the statement of financial position.



**NOTES TO THE FINANCIAL STATEMENTS**  
**FOR THE YEAR ENDED 30 JUNE 2021**

**NOTE 1: STATEMENT OF SIGNIFICANT ACCOUNTING POLICIES (CONT'D)**

**(I) Revenue**

The association enters into various arrangements where it receives consideration from another party. These arrangements include consideration in the form of membership subscriptions, host trainer income, training services, and grants.

The timing of recognition of these amounts as either revenue or income depends on the rights and obligations in those arrangements.

***Revenue from contracts with customers***

Where the association has a contract with a customer, the association recognises revenue when or as it transfers control of goods or services to the customer. The association accounts for an arrangement as a contract with a customer if the following criteria are met:

- the arrangement is enforceable; and
- the arrangement contains promises (that are also known as performance obligations) to transfer goods or services to the customer (or to other parties on behalf of the customer) that are sufficiently specific so that it can be determined when the performance obligation has been satisfied.

***Income of the association as a Not-for-Profit Entity***

Consideration is received by the association to enable the entity to further its objectives. The association recognises each of these amounts of consideration as income when the consideration is received (which is when the association obtains control of the cash) because, based on the rights and obligations in each arrangement:

- the arrangements do not meet the criteria to be contracts with customers because either the arrangement is unenforceable or lacks sufficiently specific promises to transfer goods or services to the customer; and
- the association's recognition of the cash contribution does not give to any related liabilities.

***Membership subscriptions***

For membership subscription arrangements that meet the criteria to be contracts with customers, revenue is recognised when the promised goods or services transfer to the customer as a member of the association.

If there is only one distinct membership service promised in the arrangement, the association recognises revenue as the membership service is provided, which is typically based on the passage of time over the subscription period to reflect the association's promise to stand ready to provide assistance and support to the member as required.

If there is more than one distinct good or service promised in the membership subscription, the association allocates the transaction price to each performance obligation based on the relative standalone selling prices of each promised good or service. In performing this allocation, standalone selling prices are estimated if there is no observable evidence of the price that the association charges for that good or service in a standalone sale. When a performance obligation is satisfied, which is either when the customer obtains control of the good (for example, books or clothing) or as the service transfers to the customer (for example, member services or training course), the association recognises revenue at the amount of the transaction price that was allocated to that performance obligation.

For member subscriptions paid annually in advance, the association has elected to apply the practical expedient to not adjust the transaction price for the effects of a significant financing component because the period from when the customer pays and the good or services will transfer to the customer will be one year or less.

When a member subsequently purchases additional goods or services from the association at their standalone selling price, the association accounts for those sales as a separate contract with a customer.

**MASTER PLUMBERS' & MECHANICAL SERVICES ASSOCIATION OF AUSTRALIA**  
**ABN 56 296 473 997**

**NOTES TO THE FINANCIAL STATEMENTS**  
**FOR THE YEAR ENDED 30 JUNE 2021**

**NOTE 1: STATEMENT OF SIGNIFICANT ACCOUNTING POLICIES (CONT'D)**

**(I) Revenue (continued)**

***Host trainer income***

Host trainer income is recognised relating to rendering of services as the performance obligations are satisfied over time.

***Training services***

Training services is recognised relating to rendering of services as the performance obligations are satisfied over time.

***Government grants***

Government grants are not recognised until there is reasonable assurance that the association will comply with the conditions attaching to them and that the grants will be received.

Government grants are recognised in profit or loss on a systematic basis over the periods in which the association recognises as expenses the related costs for which the grants are intended to compensate. Specifically, government grants whose primary condition is that the association should purchase, construct otherwise acquire non-current assets are recognised as deferred revenue in the statement of financial position and transferred to profit or loss on a systematic and rational basis over the useful lives of the related assets.

Government grants that are receivable as compensation for expenses or losses already incurred or for the purpose of giving immediate financial support to the association with no future related costs are recognised in profit or loss in the period in which they become receivable.

***Interest income***

Interest revenue is recognised on an accrual basis using the effective interest method.

***Rental income***

Leases in which the association as a lessor, does not transfer substantially all the risks and rewards incidental to ownership of an asset are classified as operating leases. Rental income arising is accounted for on a straight-line basis over the relevant lease term. Initial direct costs incurred in negotiating and arranging an operating lease are added to the carrying amount of the leased asset and recognised over the lease term on the same basis as rental income. Contingent rents are recognised as revenue in the period in which they are earned.

**MASTER PLUMBERS' & MECHANICAL SERVICES ASSOCIATION OF AUSTRALIA**  
**ABN 56 296 473 997**

**NOTES TO THE FINANCIAL STATEMENTS**  
**FOR THE YEAR ENDED 30 JUNE 2021**

**NOTE 1: STATEMENT OF SIGNIFICANT ACCOUNTING POLICIES (CONT'D)**

**(m) Goods and Services Tax (GST)**

Revenues, expenses and assets are recognised net of the amount of GST, except where the amount of GST incurred is not recoverable from the Australian Taxation Office. In these circumstances, the GST is recognised as part of the cost of acquisition of the asset or as part of an item of the expense. Receivables and payables in the statement of financial position are shown inclusive of GST.

Cash flows are presented in the cash flow statement on a gross basis, except for the GST component of investing and financing activities, which are disclosed as operating cash flows.

**(n) Comparative Figures**

When required by Accounting Standards, comparative figures have been adjusted to conform to changes in presentation for the current financial year.

**(o) Critical Accounting Estimates and Judgments**

The Board members evaluate estimates and judgments incorporated into the financial statement based on historical knowledge and best available current information. Estimates assume a reasonable expectation of future events and are based on current trends and economic data, obtained both externally and within the Association.

***Key estimates — Impairment***

The Association assesses impairment at each reporting date by evaluating conditions specific to the Association that may lead to impairment of assets. Where an impairment trigger exists, the recoverable amount of the asset is determined. Value-in-use calculations performed in assessing recoverable amounts incorporate a number of key estimates.

***Key Judgments - Financial assets designated at fair value through other comprehensive income***

The Association maintains a portfolio of securities with a carrying amount of \$4,527,859 at the end of the reporting period. Certain individual investments have declined in value since the initial acquisition of those investment. The board members do not believe this decline constitutes a significant or prolonged decline below cost at this stage and hence no impairment has been recognised. Should share values decline to a level which is in excess of 30% below cost or should prices remain at levels below cost for a period in excess of 12 months, the board members have determined that such investments will be considered impaired in the future.

**(p) New Australian Accounting Standards**

**Adoption of New Australian Accounting Standards**

No accounting standard has been adopted earlier than the application date stated in the standard.

**Future Australian Accounting Standards Requirements Accounting Standards**

**AASB 2020-1 – Amendments to Australian Accounting Standards – Classification of Liabilities as Current or Non-current**

This Standard amends AASB 101 to clarify requirements for the presentation of liabilities in the statement of financial position as current or non-current. For example, the amendments clarify that a liability is classified as non-current if an entity has the right at the end of the reporting period to defer settlement of the liability for at least 12 months after the reporting period. This Standard applies to annual reporting periods beginning on or after 1 January 2022. Earlier application is permitted.

The Board has assessed that there will be not material impact on the financial statements upon adoption of AASB 2020-1.

**MASTER PLUMBERS' & MECHANICAL SERVICES ASSOCIATION OF AUSTRALIA**  
**ABN 56 296 473 997**

**NOTES TO THE FINANCIAL STATEMENTS**  
**FOR THE YEAR ENDED 30 JUNE 2021**

	Group		Parent	
	2021 \$	2020 \$	2021 \$	2020 \$
<b>NOTE 2: REVENUE</b>				
Revenue from contracts with customers				
- Host trainer revenue	7,525,484	9,242,412	7,296,132	8,255,942
- Members' subscriptions and related services	1,178,877	1,185,891	1,184,196	1,185,548
- Training services	2,376,579	2,110,509	2,376,579	2,110,509
- Royalties	351,531	316,067	351,531	316,067
- Magazines sales	182,236	199,431	182,236	199,431
	<u>11,614,707</u>	<u>13,054,310</u>	<u>11,390,674</u>	<u>12,067,497</u>
Other revenue				
- Government grants	235,630	193,032	235,630	193,032
- Government grants – COVID-19	3,378,120	665,198	3,266,620	615,198
- Rental from properties	146,339	149,303	146,339	149,303
- Interest income	21,064	136,960	21,064	136,960
- Other revenue	265,453	44,107	315,453	158,107
- WorkCover recovery	5,051	20,860	5,051	20,860
- Investment income	137,884	44,462	137,884	44,462
	<u>4,189,541</u>	<u>1,253,922</u>	<u>4,128,041</u>	<u>1,317,922</u>
<b>Total Revenue</b>	<u><u>15,804,248</u></u>	<u><u>14,308,232</u></u>	<u><u>15,518,715</u></u>	<u><u>13,385,419</u></u>

**NOTE 3: PROFIT FOR THE YEAR**

**Expenses**

Depreciation – property, plant and equipment	203,311	171,241	203,311	171,241
Depreciation – investment property	131,011	131,011	131,011	131,011
Depreciation – right-of-use assets	9,820	-	9,820	-
Total depreciation expense	<u>344,142</u>	<u>302,252</u>	<u>344,142</u>	<u>302,252</u>
Provision for expected credit losses	-	-	-	-
Bad debts expenses/(recovered)	(900)	41,401	(900)	41,401
Loss/(gain) on sale of plant and equipment	-	-	-	-
Legal costs				
- Litigation	-	-	-	-
- Other legal matters	35,790	734	35,790	734
Donations				
- paid that were \$1,000 or less	105	59	105	59
- paid that exceeded \$1,000 or more	-	4,310	-	4,310
Wage subsidy	1,677,207	458,858	1,677,207	458,858
Expense relating to leases of low-value assets	1,580	11,856	1,580	11,856
Interest on lease liabilities	2,134	-	2,134	-

**MASTER PLUMBERS' & MECHANICAL SERVICES ASSOCIATION OF AUSTRALIA**  
**ABN 56 296 473 997**

**NOTES TO THE FINANCIAL STATEMENTS**  
**FOR THE YEAR ENDED 30 JUNE 2021**

	Group		Parent	
	2021	2020	2021	2020
	\$	\$	\$	\$
<b>NOTE 3: PROFIT FOR THE YEAR (Cont'd)</b>				
<b>Expenses (cont'd)</b>				
Employees benefits – other employees:				
Wages and salaries	8,771,321	8,508,415	8,568,875	7,856,283
Superannuation	790,524	779,646	776,358	724,633
Leave and other entitlements	906,754	785,957	882,430	743,957
Separation and redundancies	16,275	33,434	-	-
Other employee expenses	190,857	209,736	184,385	176,354
Employees benefits – holders of office:				
Wages and salaries	304,020	235,687	304,020	235,687
Superannuation	29,885	23,858	29,885	23,858
Leave and other entitlements	12,724	15,455	12,724	15,455
Separation and redundancies	-	-	-	-
Other employee expenses	-	-	-	-
Fees/allowances for attending meeting and conferences				
Conference and meeting expenses	15,546	13,655	15,546	13,655
Affiliation fees/ subscriptions paid:				
- Australian Chamber of Commerce and Industry	32,400	32,400	32,400	32,400

**NOTE 4: KEY MANAGEMENT PERSONNEL COMPENSATION**

Group and parent	Short-Term Benefits	Post-employment benefit		Total
	\$	Non-Cash Benefits	Superannuation	
	\$	\$	\$	\$
<b>2021</b>				
Total compensation	1,114,528	-	105,332	1,219,860
<b>2020</b>				
Total compensation	982,125	-	85,832	1,067,957

**MASTER PLUMBERS' & MECHANICAL SERVICES ASSOCIATION OF AUSTRALIA**  
**ABN 56 296 473 997**

**NOTES TO THE FINANCIAL STATEMENTS**  
**FOR THE YEAR ENDED 30 JUNE 2021**

	Group		Parent	
	2021 \$	2020 \$	2021 \$	2020 \$
<b>NOTE 5: AUDITORS REMUNERATION</b>				
Remuneration of the auditor of the Group for:				
- auditing or reviewing the financial report	27,900	27,900	27,900	27,900
- other services	750	750	-	-
	<u>28,650</u>	<u>28,650</u>	<u>27,900</u>	<u>27,900</u>

**NOTE 6: CASH AND CASH EQUIVALENTS**

Cash at bank and on hand	2,890,234	2,034,010	2,800,807	1,906,650
Short-term bank deposits	-	-	-	-
	<u>2,890,234</u>	<u>2,034,010</u>	<u>2,800,807</u>	<u>1,906,650</u>

The effective interest rate on short-term bank deposits was 0.51% (2020: 1.05%).

**(a) Reconciliation of cash**

Cash at the end of the financial year as shown in the statement of cash flows is reconciled to items in the statement of financial position as follows:

Cash and cash equivalents	<u>2,890,234</u>	<u>2,034,010</u>	<u>2,800,807</u>	<u>1,906,650</u>
---------------------------	------------------	------------------	------------------	------------------

**NOTE 7: TRADE AND OTHER RECEIVABLES**

**CURRENT**

Trade debtors	757,104	917,392	729,140	918,709
Less allowance for expected credit losses	<u>(103,240)</u>	<u>(104,140)</u>	<u>(103,240)</u>	<u>(104,140)</u>
Trade debtors, net	653,864	813,252	625,900	814,569
Other receivables	2,136,449	937,654	2,136,449	931,641
Loan to subsidiary company - Plumbing Staff Solutions Pty Ltd	-	-	50,000	50,000
Interest receivable	-	-	-	-
	<u>2,790,313</u>	<u>1,750,906</u>	<u>2,812,349</u>	<u>1,796,210</u>

The movement in the allowance for expected credit losses of trade and other receivables is as follows:

	Group 2020	Parent 2020
At 1 July	104,140	104,140
Provision for expected credit losses	-	-
Write-back	(900)	(900)
At 30 June	<u>103,240</u>	<u>103,240</u>

Current trade debtors are non-interest bearing and generally are receivable within 30 days.

Loan to subsidiary company - Plumbing Staff Solutions Pty Ltd is interest free.

**MASTER PLUMBERS' & MECHANICAL SERVICES ASSOCIATION OF AUSTRALIA**  
**ABN 56 296 473 997**

**NOTES TO THE FINANCIAL STATEMENTS**  
**FOR THE YEAR ENDED 30 JUNE 2021**

**NOTE 7: TRADE AND OTHER RECEIVABLES (CONT'D)**

**Credit risk**

The Association has no significant concentration of credit risk with respect to any single counterparty or Association of counterparties other than those trade debtors specifically provided for and mentioned within Note 7. The main source of credit risk to the Association is considered to relate to the class of assets described as trade debtors.

The following table details the group and parent's trade debtors exposed to credit risk with ageing analysis and impairment provided for thereon. Amounts are considered as 'past due' when the debt has not been settled within the terms and conditions agreed between the Association and the member or counterparty to the transaction. Trade debtors that are past due are assessed for impairment by ascertaining their willingness to pay and are provided for where there are specific circumstances indicating that the debt may not be fully repaid to the Association.

The balances of trade debtors that remain within initial terms (as detailed in the table) are considered to be of high credit quality.

	Gross amount	Past due and impaired	Past due but not impaired			Within initial trade terms
			Days (overdue)			
			31-60	61-90	> 90	
Group	\$	\$	\$	\$	\$	\$
<b>2021</b>						
Trade receivables	757,104	103,240	75,504	79,907	12,643	485,810
Other receivables	2,136,449	-	-	-	-	2,136,449
<b>Total</b>	<b>2,893,553</b>	<b>103,240</b>	<b>75,504</b>	<b>79,907</b>	<b>12,643</b>	<b>2,622,259</b>
<b>2020</b>						
Trade receivables	917,392	104,140	230,127	107,170	1,546	474,409
Other receivables	937,654	-	-	-	-	937,654
<b>Total</b>	<b>1,855,046</b>	<b>104,140</b>	<b>230,127</b>	<b>107,170</b>	<b>1,546</b>	<b>1,412,063</b>
<b>Parent</b>	<b>\$</b>	<b>\$</b>	<b>\$</b>	<b>\$</b>	<b>\$</b>	<b>\$</b>
<b>2021</b>						
Trade receivables	729,140	103,240	56,820	79,907	12,643	476,530
Other receivables	2,186,449	-	-	-	-	2,186,449
<b>Total</b>	<b>2,915,589</b>	<b>103,240</b>	<b>56,820</b>	<b>79,907</b>	<b>12,643</b>	<b>2,662,979</b>
<b>2020</b>						
Trade receivables	918,709	104,140	143,752	87,680	34,546	548,591
Other receivables	981,641	-	-	-	-	981,641
<b>Total</b>	<b>1,900,350</b>	<b>104,140</b>	<b>143,752</b>	<b>87,680</b>	<b>34,546</b>	<b>1,530,232</b>

**MASTER PLUMBERS' & MECHANICAL SERVICES ASSOCIATION OF AUSTRALIA**  
**ABN 56 296 473 997**

**NOTES TO THE FINANCIAL STATEMENTS**  
**FOR THE YEAR ENDED 30 JUNE 2021**

Note	Group		Parent		
	2021	2020	2021	2020	
	\$	\$	\$	\$	
<b>NOTE 7: TRADE AND OTHER RECEIVABLES (CONT'D)</b>					
<b>Financial assets classified as trade and other receivables</b>					
Trade and other receivables:					
- total current	18	2,790,313	1,750,906	2,812,349	1,796,210
<b>Collateral Pledged or Held as Security</b>					
No collateral has been pledged or held as security for any of the trade and other receivable balances.					
<b>NOTE 8: OTHER ASSETS</b>					
Current					
Prepayments		183,220	27,513	183,220	27,513
<b>NOTE 9: PROPERTY, PLANT AND EQUIPMENT</b>					
Freehold land - at independent valuation 2019		578,242	578,242	578,242	578,242
Buildings - at independent valuation 2019		1,661,758	1,661,758	1,661,758	1,661,758
Less accumulated amortisation		(66,470)	(33,235)	(66,470)	(33,235)
		1,595,288	1,628,523	1,595,288	1,628,523
Buildings - at directors valuation		216,322	200,000	216,322	200,000
Less accumulated amortisation		(115,587)	(104,927)	(115,587)	(104,927)
		100,735	95,073	100,735	95,073
Total buildings		1,696,023	1,723,596	1,696,023	1,723,596
Plant and equipment - at cost		882,878	722,059	882,878	722,059
Less accumulated depreciation		(511,847)	(380,902)	(511,847)	(380,902)
		371,031	341,157	371,031	341,157
Motor Vehicles - at cost		265,985	174,305	265,985	174,305
Less accumulated depreciation		(109,434)	(80,963)	(109,434)	(80,963)
		156,551	93,342	156,551	93,342
Total property, plant and equipment		2,801,847	2,736,337	2,801,847	2,736,337



**MASTER PLUMBERS' & MECHANICAL SERVICES ASSOCIATION OF AUSTRALIA**  
**ABN 56 296 473 997**

**NOTES TO THE FINANCIAL STATEMENTS**  
**FOR THE YEAR ENDED 30 JUNE 2021**

**NOTE 9: PROPERTY, PLANT AND EQUIPMENT (CONT'D)**

**Movements in Carrying Amounts**

Movement in the carrying amounts for each class of property, plant and equipment

	Land	Buildings	Plant and Equipment	Motor Vehicles	Total
	\$	\$	\$	\$	\$
<b>Group and parent</b>					
Balance at 1 July 2019	578,242	1,768,641	111,004	124,456	2,582,343
Additions	-	-	138,143	-	138,143
Transfers from intangibles	-	-	187,092	-	187,092
Depreciation expense	-	(45,045)	(95,082)	(31,114)	(171,241)
Balance at 30 June 2019	<u>578,242</u>	<u>1,723,596</u>	<u>341,157</u>	<u>93,342</u>	<u>2,736,337</u>
Additions	-	16,322	140,019	91,680	248,021
Transfers from intangibles	-	-	20,800	-	20,800
Depreciation expense	-	(43,895)	(130,945)	(28,471)	(203,311)
Balance at 30 June 2020	<u>578,242</u>	<u>1,696,023</u>	<u>371,031</u>	<u>156,551</u>	<u>2,801,847</u>

An independent valuation of the Association's land and buildings was performed by a Certified Practising Valuer in 2019. The valuations, which conforms to Australian Valuation Standards, was determined by reference to the amounts for which assets could be exchanged between knowledgeable willing parties in an arm's length transactions. The valuation was based on independent assessments.

Refer to Note 20 for the analysis of non-financial assets (land and buildings) measured at fair value, by fair value hierarchy.

	Group		Parent	
	2021	2020	2021	2020
	\$	\$	\$	\$
<b>NOTE 10: RIGHT-OF-USE ASSETS</b>				
Printers	58,920	-	58,920	-
Less accumulated depreciation	<u>(9,820)</u>	<u>-</u>	<u>(9,820)</u>	<u>-</u>
Total investments	<u>49,100</u>	<u>-</u>	<u>49,100</u>	<u>-</u>

**Movements in Carrying Amounts**

Movement in the carrying amounts for each class of right-of-use assets between the beginning and the end of the current financial year

	Printers	Total
	\$	\$
<b>Group and parent</b>		
Balance at 1 July 2020	-	-
Additions	58,920	58,920
Depreciation expense	<u>(9,820)</u>	<u>(9,820)</u>
Balance at the 30 June 2021	<u>49,100</u>	<u>49,100</u>

**MASTER PLUMBERS' & MECHANICAL SERVICES ASSOCIATION OF AUSTRALIA**  
**ABN 56 296 473 997**

**NOTES TO THE FINANCIAL STATEMENTS**  
**FOR THE YEAR ENDED 30 JUNE 2021**

	Group		Parent	
	2021	2020	2021	2020
	\$	\$	\$	\$
<b>NOTE 11: INVESTMENTS</b>				
Investment in subsidiary company - Plumbing Staff Solutions Pty Ltd	-	-	60	60
Freehold land – at cost	2,863,460	2,863,460	2,863,460	2,863,460
Buildings – at cost	7,169,592	7,169,592	7,169,592	7,169,592
Less accumulated amortisation	(632,289)	(488,897)	(632,289)	(488,897)
	6,537,303	6,680,695	6,537,303	6,680,695
Work in progress building	-	-	-	-
Total investment properties	9,400,763	9,544,155	9,400,763	9,544,155
Total investments	9,400,763	9,544,155	9,400,823	9,544,215

**Movements in Carrying Amounts**

Movement in the carrying amounts for each class of investment properties between the beginning and the end of the current financial year

	Freehold Land	Buildings	Work in progress - Buildings	Total
	\$	\$	\$	\$
<b>Group and parent</b>				
Balance at 1 July 2019	2,531,091	3,747,377	3,000,000	9,278,468
Additions	332,369	64,329	-	396,698
Transfers	-	3,000,000	(3,000,000)	-
Depreciation expense	-	(131,011)	-	(131,011)
Balance at the 30 June 2020	2,863,460	6,680,695	-	9,544,155
Depreciation expense	-	(143,392)	-	(143,392)
Balance at the 30 June 2021	2,863,460	6,537,303	-	9,400,763

On 1 January 2020, a 50/50 joint operation was formed with CEPU (Plumbing Division) Education and Training Centre Ltd to develop and construct 7-11 Fullard Road, Narre Warren, Victoria with the asset constructed being recognised within the asset class above.

**MASTER PLUMBERS' & MECHANICAL SERVICES ASSOCIATION OF AUSTRALIA**  
**ABN 56 296 473 997**

**NOTES TO THE FINANCIAL STATEMENTS**  
**FOR THE YEAR ENDED 30 JUNE 2021**

Note	Group		Parent		
	2021	2020	2021	2020	
	\$	\$	\$	\$	
<b>NOTE 12: FINANCIAL ASSETS</b>					
CURRENT					
Financial assets at amortised cost					
- deposits in financial institution	21	528,125	227,536	528,125	227,536
NON-CURRENT					
Financial assets designated at fair value through other comprehensive income					
- shares in listed securities at fair value	21	4,521,651	4,527,859	4,521,651	4,527,859
		4,521,651	4,527,859	4,521,651	4,527,859
<b>NOTE 13: INTANGIBLE ASSETS</b>					
NON-CURRENT					
Website domain – at cost		23,350	44,150	23,350	44,150
<p>Website domain are recognised at cost of acquisition. They have an infinite life and are carried at cost less any impairment losses. The Executive Board has undertaken a review of the carrying value of the intangible assets at the end of the reporting period and noted that there are no impairment losses.</p>					
<b>NOTE 14: TRADE AND OTHER PAYABLES</b>					
CURRENT					
Trade and other payables		2,188,771	1,143,572	2,175,221	1,119,055
Income received in advance		753,882	244,474	753,882	244,474
Funds held in trust	12	202,516	202,043	202,516	202,043
		3,145,169	1,590,089	3,131,619	1,565,572
Financial liabilities at amortised cost classified as trade and other payables					
Trade and other payables:		3,145,169	1,590,089	3,131,619	1,565,572
Less: Income received in advance		(753,882)	(244,474)	(753,882)	(244,474)
Financial liabilities as trade and other payables	22	2,391,287	1,345,615	2,377,737	1,321,098
<b>NOTE 15: LEASE LIABILITIES</b>					
CURRENT					
Lease liabilities		11,189	-	11,189	-
NON-CURRENT					
Lease liabilities		39,049	-	39,049	-
Total Lease liabilities		50,238	-	50,238	-

**MASTER PLUMBERS' & MECHANICAL SERVICES ASSOCIATION OF AUSTRALIA**  
**ABN 56 296 473 997**

**NOTES TO THE FINANCIAL STATEMENTS**  
**FOR THE YEAR ENDED 30 JUNE 2021**

Note	Group		Parent	
	2021	2020	2021	2020
	\$	\$	\$	\$
<b>NOTE 16: PROVISIONS</b>				
<b>CURRENT</b>				
Employee benefits	802,398	576,999	801,699	570,229
<b>NON-CURRENT</b>				
Employee benefits	66,019	48,093	66,019	48,093
Total employee benefits	868,417	625,092	867,718	618,322
<b>Analysis of employee benefits</b>				
Employee benefits – other employees				
Annual leave	523,061	377,594	522,618	372,180
Long service leave	222,055	174,422	222,055	174,422
Separations and redundancies	-	-	-	-
Other – RDO's	85,719	50,329	85,463	48,973
Employee benefits – holders of office				
Annual leave	27,130	18,121	27,130	18,121
Long service leave	10,452	4,626	10,452	4,626
Separations and redundancies	-	-	-	-
Other	-	-	-	-
Total employee benefits	868,417	625,092	867,718	618,322

**MASTER PLUMBERS' & MECHANICAL SERVICES ASSOCIATION OF AUSTRALIA**  
**ABN 56 296 473 997**

**NOTES TO THE FINANCIAL STATEMENTS**  
**FOR THE YEAR ENDED 30 JUNE 2021**

	Group		Parent	
Note	2021	2020	2021	2020
	\$	\$	\$	\$
<b>NOTE 17: RESERVES</b>				
Asset revaluation reserve	291,306	291,306	291,306	291,306
Financial asset reserve	(200,450)	(238,437)	(200,450)	(238,437)
Total reserves	90,856	52,869	90,856	52,869

**Asset revaluation reserve**

Balance at beginning of financial year	291,306	291,306	291,306	291,306
Movement for the year	-	-	-	-
Balance at end of financial year	291,306	291,306	291,306	291,306

The financial assets reserve records revaluation increments and decrements (that do not represent impairment write-downs) that relate to property, plant and equipment.

**Financial asset reserve**

Balance at beginning of financial year	(238,437)	24,244	(238,437)	24,244
Movement for the year	37,987	(262,681)	37,987	(262,681)
Balance at end of financial year	(200,450)	(238,437)	(200,450)	(238,437)

The financial assets reserve records revaluation increments and decrements (that do not represent impairment write-downs) that relate to financial assets that are classified as financial assets designated at fair value through other comprehensive income.

There were no compulsory levy/voluntary contribution fund balance as at the beginning or end of the financial year.

**NOTE 18: NOTES TO STATEMENT OF CASH FLOWS**

**(a) Reconciliation of cash flow from operations with profit after income tax**

Profit after income tax	409,507	684,570	407,134	634,156
Non-cash flows in profit:				
Depreciation and amortisation	356,523	302,252	356,523	302,252
(Gain)/loss on sale of plant and equipment	-	-	-	-
(Decrease)/increase in expected credit loss of trade and other receivables	(900)	(41,401)	(900)	(41,401)
Changes in assets and liabilities:				
(Increase) / decrease in trade and other receivables	(1,038,507)	(224,649)	(1,015,239)	(283,742)
(Increase) / decrease in other assets	(155,707)	(27,213)	(155,707)	(27,213)
Increase / (decrease) in trade and other payables	1,555,080	213,307	1,566,047	242,869
(Decrease) in provisions	243,325	(42,196)	249,396	(41,610)
Net cash (used in)/provided by operating activities	1,369,321	864,670	1,407,254	785,311

**MASTER PLUMBERS' & MECHANICAL SERVICES ASSOCIATION OF AUSTRALIA**  
**ABN 56 296 473 997**

**NOTES TO THE FINANCIAL STATEMENTS**  
**FOR THE YEAR ENDED 30 JUNE 2021**

Note	Group		Parent	
	2021	2020	2021	2020
	\$	\$	\$	\$

**NOTE 18: NOTES TO STATEMENT OF CASH FLOWS (CONT'D)**

**(b) Cash flow information**

Cash inflows – from controlled entity:

Plumbing Staff Solutions Pty Ltd	-	-	180,400	-
----------------------------------	---	---	---------	---

Cash outflows – to controlled entity:

Plumbing Staff Solutions Pty Ltd	-	-	-	-
----------------------------------	---	---	---	---

**NOTE 19: RELATED PARTY TRANSACTIONS AND INFORMATION ABOUT SUBSIDIARIES**

Transactions between related parties are on normal commercial terms and conditions no more favourable than those available to other parties unless otherwise stated.

The following transactions occurred with related parties:

- Consultancy fees paid to Ken Gardner (Board Member) for \$79,200 (2020 \$92,400);
- reimbursement of expenses;
- payment of membership fees and provision of membership services on the same basis as other members;
- use of Group Training Scheme on a normal commercial basis; and
- provision of plumbing services on a normal commercial basis.

As at the end of the financial year, the Association has shareholding, or is a member, in the following entities:

Entity	Percentage Controlled	
	2021 (%)	2020 (%)
Australian Plumbing Industries Educational Foundation Holdings Pty Ltd	100%	100%
Master Plumbers Victoria Pty Ltd	100%	100%
Master Plumbers Insurance Brokers Pty Ltd	100%	100%
Australian Master Plumbers Pty Ltd	100%	100%
Master Plumbers and Mechanical Services Association of Victoria Limited	100%	100%
Plumbing Staff Solutions Pty Ltd *	100%	100%
Plumbing Industry Training Pty Ltd	50%	50%
Plumbing Industry Training Limited	50%	50%

All entities listed above are incorporated in Australia.

Australian Plumbing Industries Educational Foundation Holdings Pty Ltd had transactions for the financial year which totalled \$273 (2020: \$263) and held cash at bank of \$504 (2020: \$504) as at 30 June 2021.

\* The assets, liabilities, income and expenses has been consolidated on a line-by-line basis in the consolidated financial statements of the group. Refer to Note 1(a).

Except for Plumbing Staff Solutions Pty Ltd, all other entities did not have any transactions during the financial year and had no assets or liabilities as at 30 June 2021. As these companies are not considered material to the group, they have not been consolidated into the group's financial statement.

**MASTER PLUMBERS' & MECHANICAL SERVICES ASSOCIATION OF AUSTRALIA**  
**ABN 56 296 473 997**

**NOTES TO THE FINANCIAL STATEMENTS**  
**FOR THE YEAR ENDED 30 JUNE 2021**

**NOTE 20: FINANCIAL RISK MANAGEMENT**

**Financial Risk Management Policies**

The Association's financial instruments consist mainly of deposits with banks, local money market instruments, short-term investments, accounts receivable and payable, and leases.

The totals for each category of financial instruments, measured in accordance with AASB 9 as detailed in the accounting policies to these financial statements, are as follows:

		<b>Group</b>		<b>Parent</b>	
		<b>2021</b>	<b>2020</b>	<b>2021</b>	<b>2020</b>
<b>Note</b>	<b>\$</b>	<b>\$</b>	<b>\$</b>	<b>\$</b>	<b>\$</b>
<b>Financial assets</b>					
Cash and cash equivalents	6	2,890,234	2,034,010	2,800,807	1,906,650
Trade and other receivables	7	2,790,313	1,750,906	2,812,349	1,796,210
Financial assets designated at fair value through other comprehensive income:					
- shares in listed securities at fair value	12	4,521,651	4,527,859	4,521,651	4,527,859
Financial assets at amortised cost:					
- deposits in financial institution	12	528,125	227,536	528,125	227,536
		10,730,323	8,540,311	10,662,932	8,458,255
<b>Financial liabilities</b>					
Financial liabilities at amortised cost:					
- trade and other payables	14	2,391,287	1,345,615	2,377,737	1,321,098
- lease liabilities	15	50,238	-	50,238	-
		2,441,525	1,345,615	2,427,975	1,321,098

**Financial Risk Management Policies**

The Association's treasurer is responsible for, among other issues, monitoring and managing financial risk exposures of the Association. The treasurer monitors the Association's transactions and reviews the effectiveness of controls relating to credit risk, financial risk, and interest rate risk. Discussions on monitoring and managing financial risk exposures are held monthly and minuted by the executive board.

The treasurer's overall risk management strategy seeks to ensure that the Association meets its financial targets, while minimising potential adverse effects of cash flow shortfalls.

**MASTER PLUMBERS' & MECHANICAL SERVICES ASSOCIATION OF AUSTRALIA**  
**ABN 56 296 473 997**

**NOTES TO THE FINANCIAL STATEMENTS**  
**FOR THE YEAR ENDED 30 JUNE 2021**

**NOTE 20: FINANCIAL RISK MANAGEMENT (CONT'D)**

**Specific Financial Risk Exposures and Management**

The main risks the Association is exposed to through its financial instruments are interest rate risk, liquidity risk, credit risk and equity price risk.

**a. Interest rate risk**

The Association is not exposed to any significant interest rate risk since cash balances are maintained at variable rates and borrowings of the Association are not considered significant.

**b. Liquidity risk**

Liquidity risk arises from the possibility that the Association might encounter difficulty in settling its debts or otherwise meeting its obligations related to financial liabilities. The Association manages this risk through the following mechanisms:

- preparing forward-looking cash flow analysis in relation to its operational, investing and financing activities;
- only investing surplus cash with major financial institutions; and
- proactively monitoring the recovery of unpaid subscriptions.

The tables below reflect an undiscounted contractual maturity analysis for financial liabilities.

Cash flows realised from financial assets reflect management's expectation as to the timing of realisation.

Actual timing may therefore differ from that disclosed. The timing of cash flows presented in the table to settle finance leases reflect the earliest contractual settlement dates.

*Financial liability and financial assets maturity analysis*

Group	Within 1 Year		1 to 5 Years		Over 5 Years		Total	
	2021	2020	2021	2020	2021	2020	2021	2020
	\$	\$	\$	\$	\$	\$	\$	\$
<b>Financial liabilities due for payment</b>								
Trade and other payables (excluding employee benefits and income received in advance)	2,391,287	1,345,615	-	-	-	-	2,391,287	1,345,615
Lease liabilities	11,189	-	39,049	-	-	-	50,238	-
<b>Total expected outflows</b>	<b>2,402,476</b>	<b>1,345,615</b>	<b>39,049</b>	<b>-</b>	<b>-</b>	<b>-</b>	<b>2,441,525</b>	<b>1,345,615</b>
<b>Financial assets — cash flows realisable</b>								
Cash and cash equivalents	2,890,234	2,034,010	-	-	-	-	2,890,234	2,034,010
Trade and other receivables	2,790,313	1,750,906	-	-	-	-	2,790,313	1,750,906
Financial assets designated at fair value through other comprehensive income	-	-	4,521,651	4,527,859	-	-	4,521,651	4,527,859
Financial assets at amortised cost	528,125	227,536	-	-	-	-	528,125	227,536
<b>Total anticipated inflows</b>	<b>6,208,672</b>	<b>4,012,452</b>	<b>4,521,651</b>	<b>4,527,859</b>	<b>-</b>	<b>-</b>	<b>10,730,323</b>	<b>8,450,311</b>



**MASTER PLUMBERS' & MECHANICAL SERVICES ASSOCIATION OF AUSTRALIA**  
**ABN 56 296 473 997**

**NOTES TO THE FINANCIAL STATEMENTS**  
**FOR THE YEAR ENDED 30 JUNE 2021**

**NOTE 20: FINANCIAL RISK MANAGEMENT (CONT'D)**

	Within 1 Year		1 to 5 Years		Over 5 Years		Total	
	2021	2020	2021	2020	2021	2020	2021	2020
Parent	\$	\$	\$	\$	\$	\$	\$	\$
<b>Financial liabilities due for payment</b>								
Trade and other payables (excluding employee benefits and income received in advance)	2,377,737	1,321,098	-	-	-	-	2,377,737	1,321,098
Lease liabilities	11,189	-	39,049	-	-	-	50,238	-
<b>Total expected outflows</b>	<b>2,388,926</b>	<b>1,321,098</b>	<b>39,049</b>	<b>-</b>	<b>-</b>	<b>-</b>	<b>2,427,975</b>	<b>1,321,098</b>
<b>Financial assets — cash flows realisable</b>								
Cash and cash equivalents	2,800,807	1,906,650	-	-	-	-	2,800,807	1,906,650
Trade and other receivables	2,812,349	1,796,210	-	-	-	-	2,812,349	1,796,210
Financial assets designated at fair value through other comprehensive income	-	-	4,521,651	4,527,859	-	-	4,521,651	4,527,859
Financial assets at amortised cost	528,125	227,536	-	-	-	-	528,125	227,536
<b>Total anticipated inflows</b>	<b>6,141,281</b>	<b>3,930,396</b>	<b>4,521,651</b>	<b>4,527,859</b>	<b>-</b>	<b>-</b>	<b>10,662,932</b>	<b>8,458,255</b>

*Financial assets pledged as collateral*

No financial assets have been pledged as security for any financial liability.

**c. Foreign exchange risk**

The Association is not exposed to fluctuations in foreign currencies.

**d. Credit risk**

The maximum exposure to credit risk by class of recognised financial assets at the end of the reporting period is equivalent to the carrying value and classification of those financial assets (net of any provisions) as presented in the statement of financial position.

Trade and other receivables that are neither past due or impaired are considered to be of high credit quality. Aggregates of such amounts are as detailed at Note 7.

The Association has no significant concentration of credit risk exposure to any single counterparty or group of counterparties. Details with respect to credit risk of Trade and Other Receivables are provided in Note 7.

Credit risk related to balances with banks and other financial institutions is managed by the finance committee in accordance with approved Board policy. Surplus funds are only invested with counterparties with a Standard & Poor's rating of at least AA-. The following table provides information regarding the credit risk relating to cash and money market securities based on Standard & Poor's counterparty credit ratings.

**MASTER PLUMBERS' & MECHANICAL SERVICES ASSOCIATION OF AUSTRALIA**  
**ABN 56 296 473 997**

**NOTES TO THE FINANCIAL STATEMENTS**  
**FOR THE YEAR ENDED 30 JUNE 2021**

**NOTE 20: FINANCIAL RISK MANAGEMENT (CONT'D)**

	Group		Parent	
	2021	2020	2021	2020
	\$	\$	\$	\$
Cash and cash equivalents				
- AA- rated	2,890,234	2,034,010	2,800,807	1,906,650
	2,890,234	2,034,010	2,800,807	1,906,650

Risk is also minimised through investing surplus funds in financial institutions that maintain a high credit rating or in entities that the committee has otherwise cleared as being financially sound.

**e. Price risk**

The Association is not exposed to any material commodity price risk.

*Sensitivity analysis*

The following table illustrates sensitivities to the Association's exposures to changes in interest rates. The table indicates the impact on how profit and equity values reported at balance date would have been affected by changes in the relevant risk variable that management considers to be reasonably possible. These sensitivities assume that the movement in a particular variable is independent of other variables.

Change in profit				
+/- 2% in interest rates	+/- 68,367	+/- 45,231	+/- 66,579	+/- 42,684
Change in equity				
+/- 2% in interest rates	+/- 68,367	+/- 45,231	+/- 66,579	+/- 42,684

The above interest rate sensitivity analysis has been performed on the assumption that all other variables remain unchanged.

**Net Fair Values**

**Fair value estimation**

The fair values of financial assets and financial liabilities are presented in the following table and can be compared to their carrying values as presented in the statement of financial position. Fair values are those amounts at which an asset could be exchanged, or a liability settled, between knowledgeable, willing parties in an arm's length transaction. Areas of judgment and the assumptions used have been detailed below. Where possible, valuation information used to calculate fair value is extracted from the market, with more reliable information available from markets that are actively traded.

**MASTER PLUMBERS' & MECHANICAL SERVICES ASSOCIATION OF AUSTRALIA**  
**ABN 56 296 473 997**

**NOTES TO THE FINANCIAL STATEMENTS**  
**FOR THE YEAR ENDED 30 JUNE 2021**

**NOTE 20: FINANCIAL RISK MANAGEMENT (CONT'D)**

Group	Footnote	2021		2020	
		Net Carrying Value	Net Fair Value	Net Carrying Value	Net Fair Value
		\$	\$	\$	\$
<b>Financial assets</b>					
Cash and cash equivalents	(i)	2,890,234	2,890,234	2,034,010	2,034,010
Trade and other receivables	(i)	2,790,313	2,790,313	1,750,906	1,750,906
Financial assets — fair value through other comprehensive income	(ii)	4,521,651	4,521,651	4,527,859	4,527,859
Financial assets — amortised cost	(iii)	528,125	528,125	227,536	227,536
<b>Total financial assets</b>		<b>10,730,323</b>	<b>10,730,323</b>	<b>8,540,311</b>	<b>8,540,311</b>
<b>Financial liabilities</b>					
Trade and other payables	(i)	2,391,287	2,391,287	1,345,615	1,345,615
<b>Total financial liabilities</b>		<b>2,391,287</b>	<b>2,391,287</b>	<b>1,345,615</b>	<b>1,345,615</b>
<b>Parent</b>					
<b>Financial assets</b>					
<b>Financial assets</b>					
Cash and cash equivalents	(i)	2,800,807	2,800,807	1,906,650	1,906,650
Trade and other receivables	(i)	2,812,349	2,812,349	1,796,210	1,796,210
Financial assets — fair value through other comprehensive income	(ii)	4,521,651	4,521,651	4,527,859	4,527,859
Financial assets — amortised cost	(iii)	528,125	528,125	227,536	227,536
<b>Total financial assets</b>		<b>10,662,932</b>	<b>10,662,932</b>	<b>8,458,255</b>	<b>8,458,255</b>
<b>Financial liabilities</b>					
Trade and other payables	(i)	2,377,737	2,377,737	1,321,098	1,321,098
<b>Total financial liabilities</b>		<b>2,377,737</b>	<b>2,377,737</b>	<b>1,321,098</b>	<b>1,321,098</b>

The fair values disclosed in the above table have been determined based on the following methodologies:

- (i) Cash and cash equivalents, trade and other receivables and trade and other payables are short term instruments in nature whose carrying value is equivalent to fair value. Trade and other payables exclude amounts provided for relating to annual leave which is not considered a financial instrument.
- (ii) For listed financial assets designated at fair value through other comprehensive income, closing quoted bid prices at reporting date are used.
- (iii) Fair values of amortised cost investments are based on quoted market prices at the end of the reporting period.

**MASTER PLUMBERS' & MECHANICAL SERVICES ASSOCIATION OF AUSTRALIA**  
**ABN 56 296 473 997**

**NOTES TO THE FINANCIAL STATEMENTS**  
**FOR THE YEAR ENDED 30 JUNE 2021**

**NOTE 20: FINANCIAL RISK MANAGEMENT (CONT'D)**

**Financial Instruments Measured at Fair Value**

The financial instruments recognised at fair value in the statement of financial position have been analysed and classified using a fair value hierarchy reflecting the significance of the inputs used in making the measurements. The fair value hierarchy consists of the following levels:

- quoted prices in active markets for identical assets or liabilities (Level 1);
- inputs other than quoted prices included within Level 1 that are observable for the asset or liability, either directly (as prices) or indirectly (derived from prices) (Level 2); and
- inputs for the asset or liability that are not based on observable market data (unobservable inputs) (Level 3).

The following tables provide an analysis of financial instrument assets that are measured fair value, by fair value hierarchy:

**Group and parent**

2021	Level 1 \$	Level 2 \$	Level 3 \$	Total \$
<b>Financial assets:</b>				
Fair value through other comprehensive income	4,521,651	-	-	4,521,651
Amortised cost	528,125	-	-	528,125
	5,049,776	-	-	5,049,776
<b>2020</b>				
<b>Financial assets:</b>				
Fair value through other comprehensive income	4,527,859	-	-	4,527,859
Amortised cost	227,536	-	-	227,536
	4,755,395	-	-	4,755,395

Included within Level 1 of the hierarchy are listed investments. The fair values of these financial assets have been based on the closing quoted bid prices at the end of the reporting period, excluding transaction costs.

**Non-financial Assets Fair Value Hierarchy**

The following tables provide an analysis of non-financial assets that are measured at fair value, by fair value hierarchy:

**Group and parent**

2021	Level 1 \$	Level 2 \$	Level 3 \$	Total \$
<b>Non-financial assets:</b>				
Land	-	578,242	-	578,242
Buildings	-	1,595,288	-	1,595,288
	-	2,173,530	-	2,173,530
<b>2020</b>				
<b>Non-financial assets:</b>				
Land	-	578,242	-	578,242
Buildings	-	1,628,523	-	1,628,523
	-	2,206,765	-	2,206,765

**MASTER PLUMBERS' & MECHANICAL SERVICES ASSOCIATION OF AUSTRALIA**  
**ABN 56 296 473 997**

**NOTES TO THE FINANCIAL STATEMENTS**  
**FOR THE YEAR ENDED 30 JUNE 2021**

**NOTE 20: FINANCIAL RISK MANAGEMENT (CONT'D)**

**Non-financial Assets Fair Value Hierarchy (Cont'd)**

There have been no transfers between levels during the reporting period (2020: no transfer).

The fair value of land and buildings is determined at least every three years based on valuations by an independent valuer. At the end of each intervening period, the directors review the independent valuation and, when appropriate, update the fair value measurement to reflect current market conditions using a range of valuation techniques, including recent observable market data and discounted cash flow methodologies.

**NOTE 21: CAPITAL MANAGEMENT**

The Board members control the capital of the Association in order to maintain a good debt-to-equity ratio and to ensure that the Association can fund its operations and continue as a going concern. The Association's debt and capital includes financial liabilities, supported by financial assets. There are no externally imposed capital requirements.

The Board members effectively manage the Association's capital by assessing the Association's financial risks and adjusting its capital structure in response to changes in these risks and in the market. These responses include the management of debt levels.

There have been no changes in the strategy adopted by management to control the capital of the Association since the prior year. This strategy is to ensure that there is sufficient cash to meet trade and other payables and borrowings.

	<b>Consolidated</b>		<b>Parent</b>	
	<b>2021</b>	<b>2020</b>	<b>2021</b>	<b>2020</b>
	<b>\$</b>	<b>\$</b>	<b>\$</b>	<b>\$</b>
Trade and other payables	(2,391,287)	(1,345,615)	(2,377,737)	(1,321,098)
Less cash and cash equivalents	2,890,234	2,034,010	2,800,807	1,906,650
Net (debt)/equity	498,947	688,395	423,070	585,552
Total equity	19,124,779	18,677,285	19,071,697	18,626,576
Total capital	19,623,726	19,365,680	19,494,767	19,212,128

**NOTE 22: COMMITMENTS**

**Operating lease commitments—as lessor**

Future minimum rentals receivable under non-cancellable operating leases as at 30 June 2021 are:

	<b>Consolidated</b>		<b>Parent</b>	
	<b>2021</b>	<b>2020</b>	<b>2021</b>	<b>2020</b>
	<b>\$</b>	<b>\$</b>	<b>\$</b>	<b>\$</b>
Within one year	36,400	32,083	36,400	32,083
	36,400	32,083	36,400	32,083

The property lease is a non-cancellable lease with a 1-year term, with rent payable monthly in advance. An option exists to renew the lease at the end of the 1-year term for an additional two terms for 1 year each.

**NOTE 23: CONTINGENT LIABILITIES AND CONTINGENT ASSETS**

There were no contingent liabilities or contingent assets as at 30 June 2021 (2020: \$nil).

**MASTER PLUMBERS' & MECHANICAL SERVICES ASSOCIATION OF AUSTRALIA**  
**ABN 56 296 473 997**

**NOTES TO THE FINANCIAL STATEMENTS**  
**FOR THE YEAR ENDED 30 JUNE 2021**

**NOTE 24: BUSINESS COMBINATIONS**

On 22 October 2020, the company acquired certain business assets of All Trades Queensland Pty Ltd, a commercial employer of apprentices and trainees in Australia. These assets included business records, training contracts, and host agreements.

The purchase consideration was \$nil as a result of the company assuming liability for entitlements of employees.

As a result of the acquisition, an employee benefits provision of \$176,798 was recognised upon acquisition.

**NOTE 25: EVENTS SUBSEQUENT TO REPORTING PERIOD**

No matters or circumstances have arisen since the end of the financial year which significantly affected or may affect the ongoing structure and financial activities of the Association.

**NOTE 26: ASSOCIATION DETAILS**

The registered office and principal place of business of the Association is:

Unit 15, 306 Albert Street  
Brunswick VIC 3056  
AUSTRALIA

**NOTE 27: SECTION 272 FAIR WORK (REGISTERED ORGANISATIONS) ACT 2009**

In accordance with the requirements of the *Fair Work (Registered Organisations) Act 2009*, the attention of members is drawn to the provisions of sub-sections (1) to (3), of Section 272, which reads as follows:

Information to be provided to members or Commissioner:

- (1) A member of a reporting unit, or the Commissioner, may apply to the reporting unit for specified prescribed information in relation to the reporting unit to be made available to the person making the application.
- (2) The application must be in writing and must specify the period within which, and the manner in which, the information is to be made available. The period must not be less than 14 days after the application is given to the reporting unit.
- (3) A reporting unit must comply with an application made under subsection (1).

**NOTE 28: COVID-19**

As a result of the evolving nature of the COVID-19 outbreak and the rapidly evolving government policies of restrictive measures put in place to contain it, as at the date of these financial statements, the association is not in a position to reasonably estimate the financial effects of the COVID-19 outbreak on the future financial performance and financial position of the association. Other than the current disclosures, there has not been any other matter or circumstance occurring subsequent to the end of the financial year that has significantly affected, or may significantly affect, the operations of the association, the results of those operations, or the state of affairs of the association in subsequent financial periods.

**MASTER PLUMBERS' & MECHANICAL SERVICES ASSOCIATION OF AUSTRALIA  
ABN 56 296 473 997**

**EXECUTIVE BOARD'S STATEMENT**


On 4 October 2021, the Executive Board of Master Plumbers' & Mechanical Services Association of Australia ("reporting unit") passed the following resolution in relation to the general purpose financial report (GPFR) for the financial year ended 30 June 2021.

The Executive Board declares that in its opinion:

1. the financial statements and notes comply with the Australian Accounting Standards;
2. the financial statements and notes comply with any other requirements imposed by the Reporting Guidelines or Part 3 of Chapter 8 of the *Fair Work (Registered Organisations) Act 2009* (the RO Act);
3. the financial statements and notes give a true and fair view of the financial performance, financial position and cash flows of the reporting unit for the financial year to which they relate;
4. there are reasonable grounds to believe that the reporting unit will be able to pay its debts as and when they become due and payable; and
5. during the financial year to which the GPFR relates and since the end of the year:
  - i) meetings of the Executive Board were held in accordance with the rules of the organisation; and
  - ii) the financial affairs of the reporting unit have been managed in accordance with rules of the organisation; and
  - iii) the financial records of the reporting unit have been kept and maintained in accordance with the RO Act; and
  - iv) no information has been sought in any request by a member of the reporting unit or General Manager duly made under section 272 of the RO Act; and
  - v) no orders have been made for inspection of financial records has been made by the Fair Work Commission under section 273 of the RO Act;

This declaration is made in accordance with a resolution of the Executive Board.

For and on behalf of the Executive Board by:

DocuSigned by:  
  
B79BE507501D445...

Scott Dowsett  
President

Dated in Melbourne on this 4<sup>th</sup> day of October 2021.

**MASTER PLUMBERS' & MECHANICAL SERVICES ASSOCIATION OF AUSTRALIA  
ABN 56 296 473 997**

**OFFICER DECLARATION STATEMENT**

I, Scott Dowsett, being the President of the Executive Board of Master Plumbers' & Mechanical Services Association of Australia, declare that the following activities did not occur during the reporting period ending 30 June 2021.

The reporting unit did not:

- agree to receive financial support from another reporting unit to continue as a going concern (refers to agreement regarding financial support not dollar amount)
- agree to provide financial support to another reporting unit to ensure they continue as a going concern (refers to agreement regarding financial support not dollar amount)
- acquire an asset or liability due to an amalgamation under Part 2 of Chapter 3 of the RO Act, a restructure of the branches of an organisation, a determination or revocation by the General Manager, Fair Work Commission
- receive capitation fees or any other revenue amount from another reporting unit
- receive revenue via compulsory levies
- receive revenue from undertaking recovery of wages activity
- incur fees as consideration for employers making payroll deductions of membership subscriptions
- pay capitation fees or any other expense to another reporting unit
- pay compulsory levies
- pay a grant that was \$1,000 or less
- pay a grant that exceeded \$1,000
- pay a penalty imposed under the RO Act or the Fair Work Act 2009
- have a receivable with other reporting unit(s)
- have a payable with other reporting unit(s)
- have a payable to an employer for that employer making payroll deductions of membership subscriptions
- have a payable in respect of legal costs relating to litigation
- have a payable in respect of legal costs relating to other legal matters
- have a fund or account for compulsory levies, voluntary contributions or required by the rules of the organisation or branch
- transfer to or withdraw from a fund (other than the general fund), account, asset or controlled entity
- have another entity administer the financial affairs of the reporting unit
- make a payment to a former related party of the reporting unit

DocuSigned by:



B79BE507501D445...

Scott Dowsett

President

Dated in Melbourne on this 4<sup>th</sup> day of October 2021.



**INDEPENDENT AUDITOR'S REPORT  
TO THE MEMBERS OF MASTER PLUMBERS' AND MECHANICAL SERVICES  
ASSOCIATION OF AUSTRALIA ("MPMSAA")**

**Opinion**

I have audited the financial report of Master Plumbers' and Mechanical Services Association of Australia ("MPMSAA"), which comprises the consolidated and parent entity statement of financial position as at 30 June 2021 and the consolidated and parent entity statement of profit or loss and other comprehensive income, consolidated and parent entity statement of changes in equity and consolidated and parent entity statement of cash flows for the year then ended, notes comprising a summary of significant accounting policies and other explanatory information, the Executive Boards' certification and the subsection 255(2A) report and the Officer Declaration Statement of the economic entity comprising the association and the entities it controlled at years end or from time to time during the financial year.

In my opinion the accompanying financial report of MPMSAA presents fairly, in all material respects, the consolidated and parent entity's financial position as at 30 June 2021 and their financial performance and their cash flows for the year then ended in accordance with:

- (i) Australian Accounting Standards; and
- (ii) any other requirements imposed by the Reporting Guidelines or Part 3 of Chapter 8 of the *Fair Work (Registered Organisations) Act 2009* (the RO Act).

I declare that Executive Board's use of the going concern basis in the preparation of the financial statements of the Reporting Unit is appropriate.

**Basis for Opinion**

I conducted my audit in accordance with Australian Auditing Standards. My responsibilities under those standards are further described in the *Auditor's Responsibilities for the Audit of the Financial Report* section of my report. I am independent of the Reporting Unit in accordance with the ethical requirements of the Accounting Professional and Ethical Standards Board's APES 110 *Code of Ethics for Professional Accountants* (the Code) that are relevant to my audit of the financial report in Australia. I have also fulfilled my other ethical responsibilities in accordance with the Code.

I believe that the audit evidence I have obtained is sufficient and appropriate to provide a basis for my opinion.

**Information Other than the Financial Report and Auditor's Report Thereon**

The Executive Board of MPMSAA is responsible for the other information. The other information obtained at the date of this auditor's report is in the Operating Report accompanying the financial report.

My opinion on the financial report does not cover the other information and accordingly I do not express any form of assurance conclusion thereon.

In connection with my audit of the financial report, my responsibility is to read the other information and, in doing so, consider whether the other information is materially inconsistent with the financial report or my knowledge obtained in the audit or otherwise appears to be materially misstated. If, based on the work I have performed, I conclude that there is a material misstatement of this other information, I am required to report that fact. I have nothing to report in this regard.

**INDEPENDENT AUDITOR'S REPORT  
TO THE MEMBERS OF MASTER PLUMBERS' AND MECHANICAL SERVICES  
ASSOCIATION OF AUSTRALIA ("MPMSAA") (CONTINUED)**

**Responsibilities of the Executive Board for the Financial Report**

The Executive Board of MPMSAA is responsible for the preparation and fair presentation of the financial report in accordance with Australian Accounting Standards and the RO Act, and for such internal control as the Executive Board determine is necessary to enable the preparation of the financial report that is free from material misstatement, whether due to fraud or error.

In preparing the financial report, the Executive Board is responsible for assessing the Reporting Unit's ability to continue as a going concern, disclosing, as applicable, matters relating to going concern and using the going concern basis of accounting unless the Executive Board either intends to liquidate the Reporting Unit or to cease operations, or has no realistic alternative but to do so.

**Auditor's Responsibilities for the Audit of the Financial Report**

My objective is to obtain reasonable assurance about whether the financial report as a whole is free from material misstatement, whether due to fraud or error, and to issue an auditor's report that includes my opinion. Reasonable assurance is a high level of assurance, but is not a guarantee that an audit conducted in accordance with Australian Auditing Standards will always detect a material misstatement when it exists. Misstatements can arise from fraud or error and are considered material if, individually or in the aggregate, they could reasonably be expected to influence the economic decisions of users taken on the basis of the financial report.

As part of an audit in accordance with Australian Auditing Standards, I exercise professional judgment and maintain professional scepticism throughout the audit. I also:

- Identify and assess the risks of material misstatement of the financial report, whether due to fraud or error, design and perform audit procedures responsive to those risks, and obtain audit evidence that is sufficient and appropriate to provide a basis for my opinion. The risk of not detecting a material misstatement resulting from fraud is higher than for one resulting from error, as fraud may involve collusion, forgery, intentional omissions, misrepresentations, or the override of internal control.
- Obtain an understanding of internal control relevant to the audit in order to design audit procedures that are appropriate in the circumstances, but not for the purpose of expressing an opinion on the effectiveness of the Reporting Unit's internal control.
- Evaluate the appropriateness of accounting policies used and the reasonableness of accounting estimates and related disclosures made by the Executive Board.
- Conclude on the appropriateness of the Executive Board's use of the going concern basis of accounting and, based on the audit evidence obtained, whether a material uncertainty exists related to events or conditions that may cast significant doubt on the Reporting Unit's ability to continue as a going concern. If I conclude that a material uncertainty exists, I am required to draw attention in my auditor's report to the related disclosures in the financial report or, if such disclosures are inadequate, to modify my opinion. My conclusions are based on the audit evidence obtained up to the date of my auditor's report. However, future events or conditions may cause the Reporting Unit to cease to continue as a going concern.
- Evaluate the overall presentation, structure and content of the financial report, including the disclosures, and whether the financial report represents the underlying transactions and events in a manner that achieves fair presentation.
- Obtain sufficient appropriate audit evidence regarding the financial information of the entities or business activities within the Reporting Unit to express an opinion on the financial report. I am responsible for the direction, supervision and performance of the Reporting Unit's audit. I remain solely responsible for my audit opinion.

**INDEPENDENT AUDITOR'S REPORT  
TO THE MEMBERS OF MASTER PLUMBERS' AND MECHANICAL SERVICES  
ASSOCIATION OF AUSTRALIA ("MPMSAA") (CONTINUED)**

**Auditor's Responsibilities for the Audit of the Financial Report (Continued)**


I communicate with the Executive Board regarding, among other matters, the planned scope and timing of the audit and significant audit findings, including any significant deficiencies in internal control that I identify during my audit.

I declare that I am an auditor registered under the RO Act.

**Report on Other Legal and Regulatory Requirements**

In accordance with the requirements of section 257(7) of the RO Act, I am required to describe any deficiency, failure or shortcoming in respect of the matters referred to in section 252 and 257(2) of the RO Act.

I did not identify any matters to report in this regard.



**McLean Delmo Bentleys Audit Pty Ltd**



**Martin Fensome  
Partner**

Hawthorn  
4 October 2021

Registration number (as registered by the RO Commissioner under the RO Act): AA2017/143